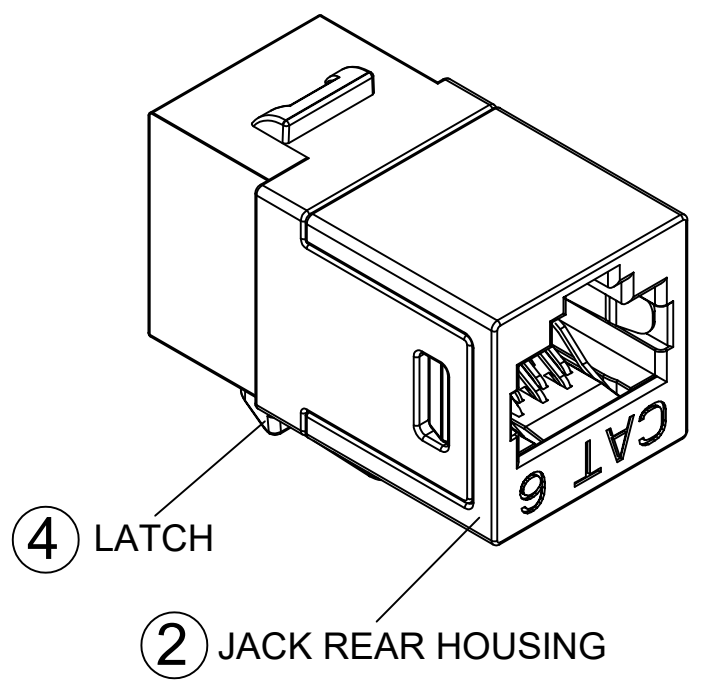
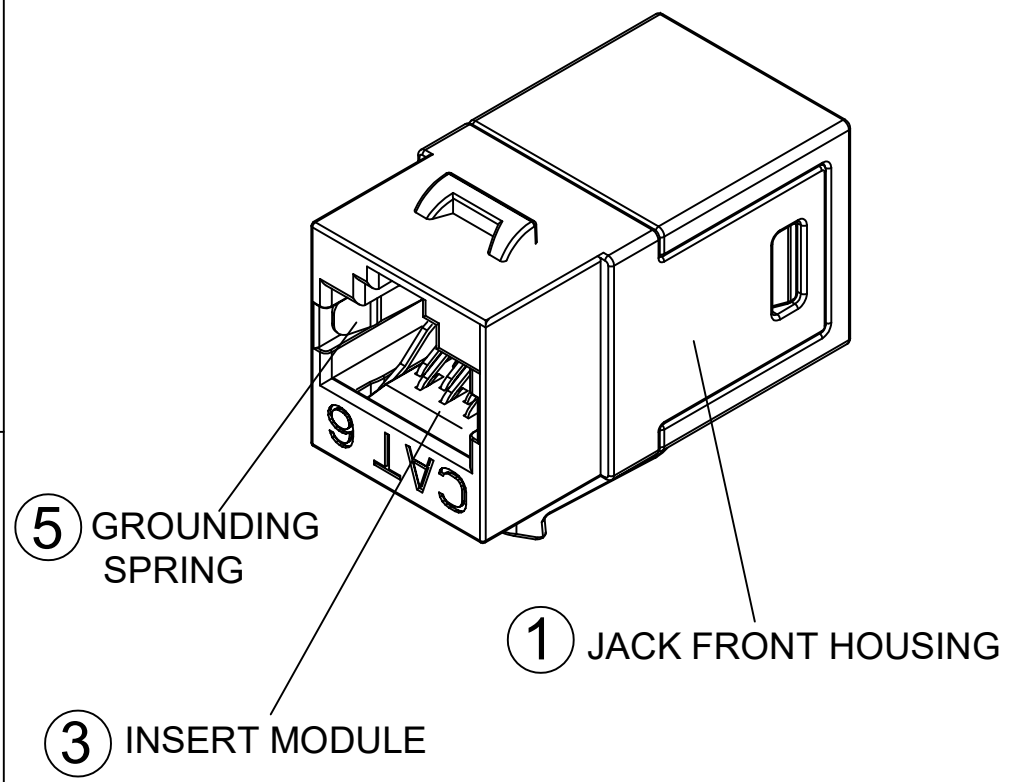


DATE	REV	ECN	APP'D. BY
03/14/18	A0	Released	TM



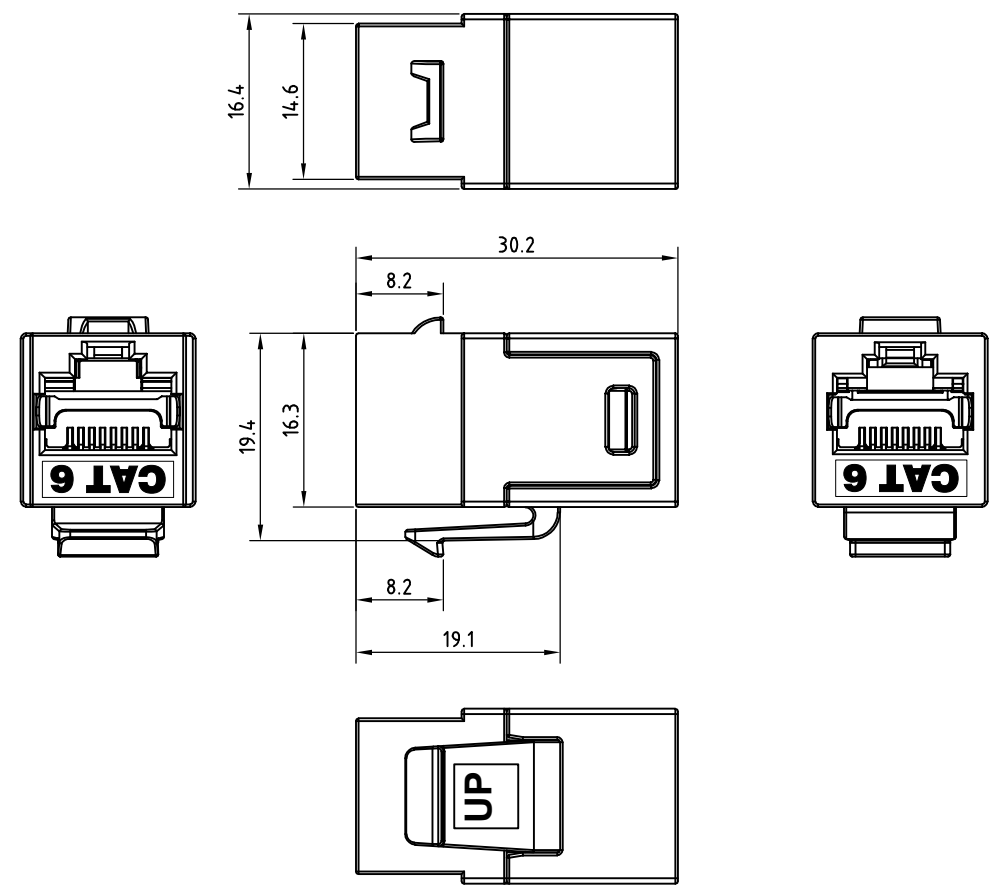
TRANSMISSION PERFORMANCE
 Meet all requirements specified in channel requirement of ANSI/TIA-568-C.2 Category 6

ELECTRICAL
 Electrical Insulation Resistance : 500 MΩ min. @ 100V d.c
 Dielectric Withstanding Voltage : 1000V d.c. or a.c. Peak; one contact to all other contacts connected together @ 60Hz for 1 minute. 1500V d.c. or a.c. Peak; all contacts connected together to shield @ 60Hz for 1 minute.

MECHANICAL
 Insertion / Extraction Life : 750 Cycles Minimum
 IDC Wire Gauge : 22 ~ 24 AWG

PHYSICAL
 Housing : Zinc-alloy fully shielded
 Spring Wire : Phosphor Bronze Alloy Plated With 50 micro-inch of Gold
 IDC : Phosphor Bronze Alloy With 100 micro-inch 100% Sn Alloy

ASSEMBLY DIMENSIONS



COMPONENTS		
ITEM	PART NAME	Q'TY
5	GROUNDING SPRING	2
4	LATCH	1
3	INSERT MODULE	1
2	JACK REAR HOUSING	1
1	JACK FRONT HOUSING	1

SS-82110-001
 PART NUMBER

THIRD ANGLE PROJECTION

DO NOT SCALE DRAWING
 DRAWING IS SUBJECT TO CHANGE WITHOUT NOTICE

DIMENSIONS: METRIC
 UNLESS OTHERWISE SPECIFIED TOLERANCES ARE ±0.2
 ANGLES ARE ± 1°

SHEET NO. 1 OF 1

bel

206 Van Vorst Street
 Jersey City, NJ 07302
 +1 201 432 0463
<http://www.belfuse.com>

TITLE: CAT 6 SHIELDED KEYSTONE COUPLER JACK

DRN BY: DG DATE: 03/14/18
 APPD BY: TM DATE: 03/14/18
 DWG NO. CT820020 REV. A0

THIS DRAWING AND THE SUBJECT MATTER SHOWN THEREON ARE CONFIDENTIAL AND THE PROPRIETARY PROPERTY OF BEL FUSE, INC. AND SHALL NOT BE REPRODUCED, COPIED, OR USED IN ANY MANNER WITHOUT PRIOR WRITTEN CONSENT OF BEL FUSE, INC.

