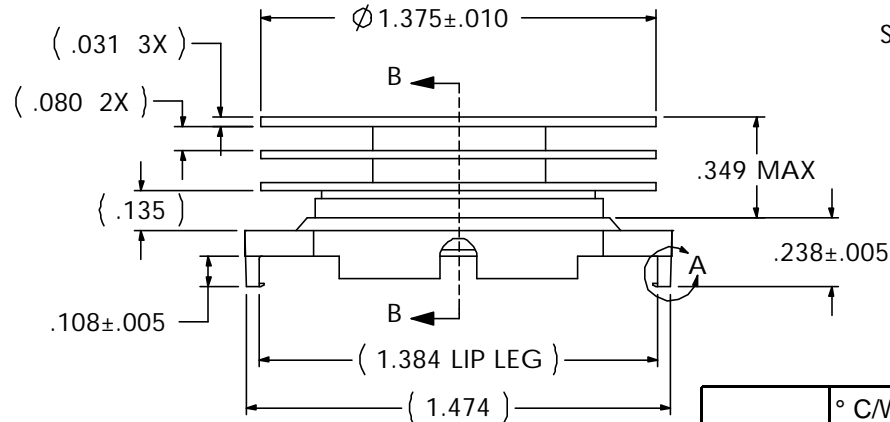
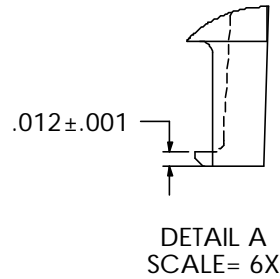
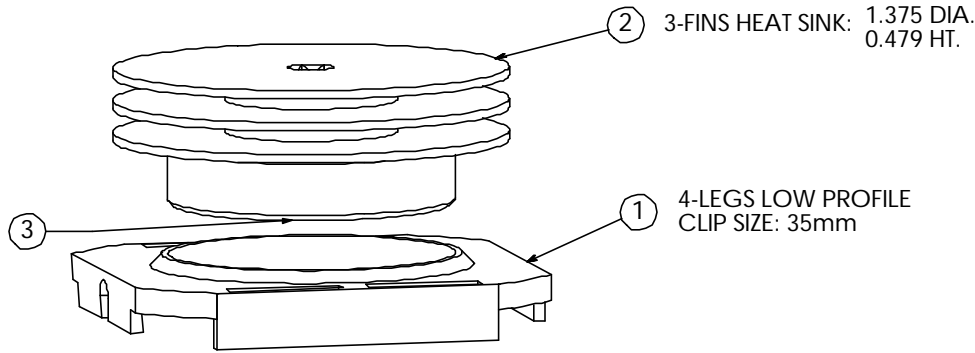
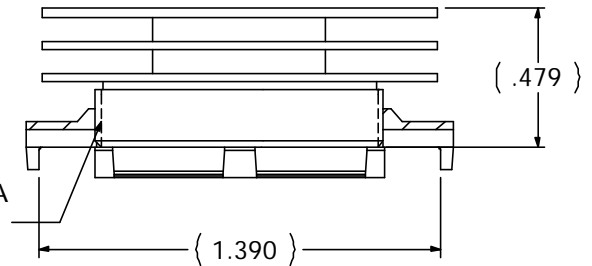


REVISION(S)

LTR	DESCRIPTION	INIT	APP'D
A	ECN: 0S60-0009-04	E.T 1/13/04	S.D 1/13/04
B	ECN: 0S60-0126-04	E.T 5/14/04	B.P 5/14/04
C	ECN: 0S60-0181-04	E.T 7/19/04	B.P 7/19/04
D	ECR-06-007721	E.T 3/29/06	C.W 3/29/06



Ø 1" - 27 UNS - 2A
THREAD



SECTION B-B

Power	° C/W @ Ambient	° C/W @ 200 LFM	° C/W @ 400 LFM	° C/W @ 600 LFM
5 Watts	10.98	5.74	3.72	3.00
10 Watts	10.39	5.60	3.61	2.93
15 Watts	9.50	5.59	3.59	2.90

CUSTOMER DRAWING

SPECIFICATIONS ARE SUBJECT TO CHANGE WITHOUT NOTICE

ITEM	DESCRIPTION	QTY
1	MOUNTING CLIP	1
2	HEAT SINK	1
3	INTERFACE	1

tyco / Electronics Attleboro Falls Massachusetts 02763

UNLESS OTHERWISE SPECIFIED TOLERANCES ARE:
 .XX ±
 .XXX ±
 .XXXX ±
 ANGLES ±

DO NOT SCALE

DRAWN BY: E.TAO DATE: 01/13/04 MATERIAL: SEE NOTE

ENGINEER: S.DELPRETE DATE: 01/13/04 FINISH: SEE NOTE

FILENAME: PROJECT: SYSTEM:

CONFIDENTIAL PROPERTY OF TYCO ELECTRONICS. NOT TO BE DISCLOSED TO OTHERS. REPRODUCED OR USED FOR ANY PURPOSES EXCEPT AS AUTHORIZED IN WRITING BY AN AUTHORIZED OFFICIAL OF TYCO. MUST BE RETURNED TO TYCO ON DEMAND, ON COMPLETION OF ORDERS OR OTHER PURPOSES FOR WHICH LENT.

TITLE: **35mm LOW PROFILE HEATSINK ASS'Y (HTS676-U)**

DIMENSIONS ARE IN: INCHES SCALE: 1.5:1 PART NO: **8-1542003-6** SHEET: 1 OF 1

THIRD ANGLE PROJECTION SIZE: **A** DWG. NO. **C-8-1542003-6** REV: **D**