

Inline function terminal - IB IL UTH 4/L-ECO - 2702504

Please be informed that the data shown in this PDF Document is generated from our Online Catalog. Please find the complete data in the user's documentation. Our General Terms of Use for Downloads are valid (<http://phoenixcontact.com/download>)



Inline ECO, Temperature measurement terminal, Analog UTH inputs: 4 (type L), connection method: 2-wire, transmission speed in the local bus: 500 kbps, including Inline connector

Product Description


The terminal is designed for use within an Inline station.
This terminal can be used to acquire signals from standard thermocouples.
The terminal supports type L thermocouples according to DIN EN 43710.
The measured values are depicted in standardized representation format.
Inline ECO terminals are approved for the temperature range from 0°C to +55°C. The electronics base and Inline connector are supplied as standard.

Why buy this product

- 4 differential inputs for thermocouples
- Measuring range: -200 °C ... +900 °C
- Connection of sensors in 2-wire technology
- Diagnostic information in the process data word
- Diagnostic indicator



Key Commercial Data

Packing unit	1 STK
GTIN	 4 055626 206202
GTIN	4055626206202

Technical data

Note

Utilization restriction	EMC: class A product, see manufacturer's declaration in the download area
-------------------------	---

Dimensions

Width	12.2 mm
Height	119.8 mm
Depth	71.5 mm

Inline function terminal - IB IL UTH 4/L-ECO - 2702504

Technical data

Ambient conditions

Ambient temperature (operation)	0 °C ... 55 °C
Ambient temperature (storage/transport)	-25 °C ... 85 °C
Permissible humidity (operation)	10 % ... 95 % (according to DIN EN 61131-2)
Permissible humidity (storage/transport)	10 % ... 95 % (according to DIN EN 61131-2)
Air pressure (operation)	70 kPa ... 106 kPa (up to 3000 m above sea level)
Air pressure (storage/transport)	70 kPa ... 106 kPa (up to 3000 m above sea level)
Degree of protection	IP20

General

Mounting type	DIN rail
Net weight	69 g
Note on weight specifications	with connector
Diagnostics messages	Failure of the internal I/O supply I/O error message sent to the bus coupler
	Checksum error I/O error message sent to the bus coupler

Interfaces

Designation	Inline local bus
No. of channels	2
Connection method	Inline data jumper
Transmission speed	500 kbps

Inline potentials

Designation	Communications power (U_L)
Supply voltage	7.5 V DC (via voltage jumper)
Current consumption	typ. 38 mA
	max. 55 mA
Designation	Supply of analog modules (U_{ANA})
Supply voltage	24 V DC (via voltage jumper)
Supply voltage range	19.2 V DC ... 30 V DC (including all tolerances, including ripple)
Current consumption	typ. 32 mA
	max. 39 mA
Power consumption	typ. 1.05 W (total)

Analog inputs

Number of inputs	4 (type L)
Input name	Analog UTH inputs
Description of the input	Differential inputs
Connection method	Inline connector
Connection technology	2-wire
Note regarding the connection technology	shielded
Sensor types that can be used (TC)	L
Measuring principle	Sigma/Delta process

Inline function terminal - IB IL UTH 4/L-ECO - 2702504

Technical data

Analog inputs

Measured value representation	16 bits (15 bits + sign bit)
A/D conversion time	typ. 120 ms
Resolution A/D	24 bit
Process data update	< 10 ms
Type of protection	Transient protection of inputs

Electrical isolation

Test section	Bus logic (local bus, communications power) 500 V AC 50 Hz 1 min.
	Analog I/O 500 V AC 50 Hz 1 min.
	Functional earth ground 500 V AC 50 Hz 1 min.

Standards and Regulations

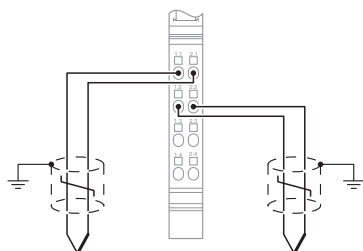
Protection class	III, IEC 61140, EN 61140, VDE 0140-1
------------------	--------------------------------------

Environmental Product Compliance

China RoHS	Environmentally friendly use period: unlimited = EFUP-e
	No hazardous substances above threshold values

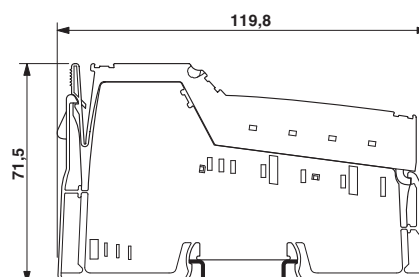
Drawings

Connection diagram



Connecting the sensors

Dimensional drawing



Approvals

Approvals

Approvals




UL Listed / cUL Listed / cULus Listed

Ex Approvals

Inline function terminal - IB IL UTH 4/L-ECO - 2702504

Approvals

Approval details

UL Listed		http://database.ul.com/cgi-bin/XYV/template/LISEXT/1FRAME/index.htm	FILE E 238705
cUL Listed		http://database.ul.com/cgi-bin/XYV/template/LISEXT/1FRAME/index.htm	FILE E 238705
cULus Listed			

Phoenix Contact 2018 © - all rights reserved
<http://www.phoenixcontact.com>

PHOENIX CONTACT GmbH & Co. KG
Flachsmarktstr. 8
32825 Blomberg
Germany
Tel. +49 5235 300
Fax +49 5235 3 41200
<http://www.phoenixcontact.com>