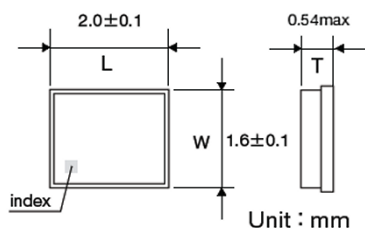


FBAR/SAW Devices (FBAR Duplexers)

D6HL2G655DL06



■ Features

- Item Summary
FBAR, Duplexer, 2.0x1.6x0.54mm
- Band 7
- Lifecycle Stage
Mass Production
- Standard packaging quantity (minimum)
Taping Embossed 3000 , 15000pcs

■ Products characteristics table

System	LTE
Type	FBAR
Function	Duplexer
band	Band 7
Insertion Loss (typ) (Tx-ANT/ANT-Rx)	2.1/2.3 dB
Isolation (typ)	53/57 dB
Operating Temp. Range	-20 to +85 °C
RoHS2 Compliance (10 subst.)	Yes
REACH Compliance (173 subst.)	Yes
Halogen Free	Yes
Soldering	Reflow

■ External Dimensions

Dimension L	2.0 ± 0.10 mm
Dimension W	1.6 ± 0.10 mm
Dimension T	Max 0.54 mm

2017.05.01

The data is reference only. Electrical characteristics vary depending on environment or measurement condition.
 TAIYO YUDEN reserves the right to make change to the Date at any time without notice.
 Before making final selection, please check product specification.



MSL1

* Pb Free Part

Customer Name	Standard	TAIYO YUDEN Mobile Technology Co., Ltd.	
System	Band 7 Duplexer	Date	Feb. 17, 2014
Part Number	D6HL2G655DL06	Version 1.0edC	Final

Table 1-1. Electrical Specification

Item		Condition (MHz)	Specification			Unit	Remarks	
			Min	Typ	Max			
Tx to ANT	Insertion loss	2500 ~ 2510	-	2.1	3.0	dB (*1)		
		2510 ~ 2570	-	1.6	2.4			
	Ripple	2500 ~ 2570	-	1.2	2.3	dB		
	VSWR	ANT	2500 ~ 2570	-	1.7	2.1	-	
				Tx	-	1.8	2.3	-
	Input Power	2500 ~ 2570	+29dBm, +50°C, 50khours, CW			dBm		
	Absolute attenuation	10~1565.42	30	41	-	dB		
		1565.42~1573.374	35	41	-	dB		
		1573.374~1577.466	35	41	-	dB		
		1577.466~1585.42	35	41	-	dB		
		1597.5515~1605.886	35	40	-	dB		
		1605.886~1680	25	40	-	dB		
		1805 ~ 1880	30	38	-	dB		
		1900 ~ 1920	30	38	-	dB		
		2010 ~ 2025	30	37	-	dB		
		2110 ~ 2170	30	37	-	dB		
		2401 ~ 2473	35	45	-	dB(*2)		
		2456 ~ 2478	30	45	-	dB(*2)		
		2461 ~ 2483	20	40	-	dB(*2)		
		2474 ~ 2500	1	2	-	dB		
2590 ~ 2620		1	6	-	dB			
2620 ~ 2690	45	55	-	dB				
4900 ~ 5950	20	49	-	dB				
5000 ~ 5140	25	50	-	dB				
5100 ~ 5280	35	51	-	dB				
7500 ~ 7710	25	40	-	dB				

(*1) Specification of insertion loss excludes loss that comes from the test board.

(*2) Integrated attenuation over 22MHz BW.



MSL1

* Pb Free Part

Customer Name	Standard	TAIYO YUDEN Mobile Technology Co., Ltd.	
System	Band 7 Duplexer	Date	Feb. 17, 2014
Part Number	D6HL2G655DL06	Version 1.0edC	Final

Table 1-2. Electrical Specification

Item		Condition (MHz)	Specification			Unit	Remarks	
			Min	Typ	Max			
ANT to Rx	Insertion loss	2620 ~ 2690	-	2.3	2.9	dB (*1)		
	VSWR	ANT Rx	2620 ~ 2690	-	1.9	2.3	-	
				-	1.9	2.3	-	
	Absolute attenuation	1 ~ 2500	40	48	-	dB		
		45	50	100	-	dB		
		832 ~ 862	40	65	-	dB		
		1710 ~ 1785	40	57	-	dB		
		2500 ~ 2570	42	48	-	dB		
		2775 ~ 6000	30	50	-	dB		
		2400 ~ 2500	40	48	-	dB		
		4950 ~ 5950	40	58	-	dB		
7620 ~ 7830	40	55	-	dB				
7860 ~ 8070	40	55	-	dB				
Tx to Rx	Isolation	2500 ~ 2570	50	53	-	dB		
		2620 ~ 2690	50	57	-	dB		
		1574 ~ 1577	40	62	-	dB		
		5000 ~ 5140	30	44	-	dB		
		7500 ~ 7710	30	40	-	dB		
Terminating Impedance	Tx port		50			Ohm	Single-ended	
	Rx port		50			Ohm	Single-ended	
	Ant port		50 // 2.7 nH			Ohm	Single-ended	
Operating Temperature			-20 to +85			°C		
Device size (L typ. x W typ. x H max.)			2.0 x 1.6 x 0.54			mm		

(*1) Specification of insertion loss excludes loss that comes from the test board.

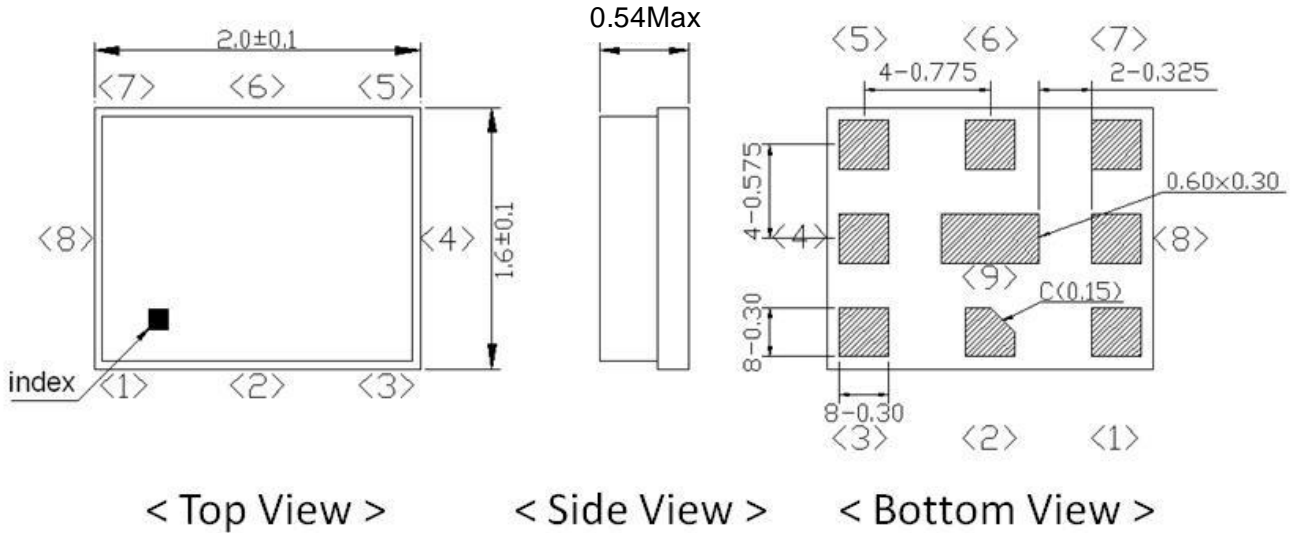


MSL1

* Pb Free Part

Customer Name	Standard	TAIYO YUDEN Mobile Technology Co.,Ltd.	
System	Band 7 Duplexer	Date	Feb. 17, 2014
Part Number	D6HL2G655DL06	Version 1.0edC	Final

Dimensions



Unit: mm

0.54mm max height: Include thickness of pads

Pin Configuration

Pin No.	Pin name	Description
1	Rx	Receiver Pin
2	GND	Ground Pin
3	Tx	Transmitter Pin
4	GND	Ground Pin
5	GND	Ground Pin
6	ANT	Antenna Pin
7	GND	Ground Pin
8	GND	Ground Pin
9	GND	Ground Pin

Figure 1. Dimensions and Pin assignment

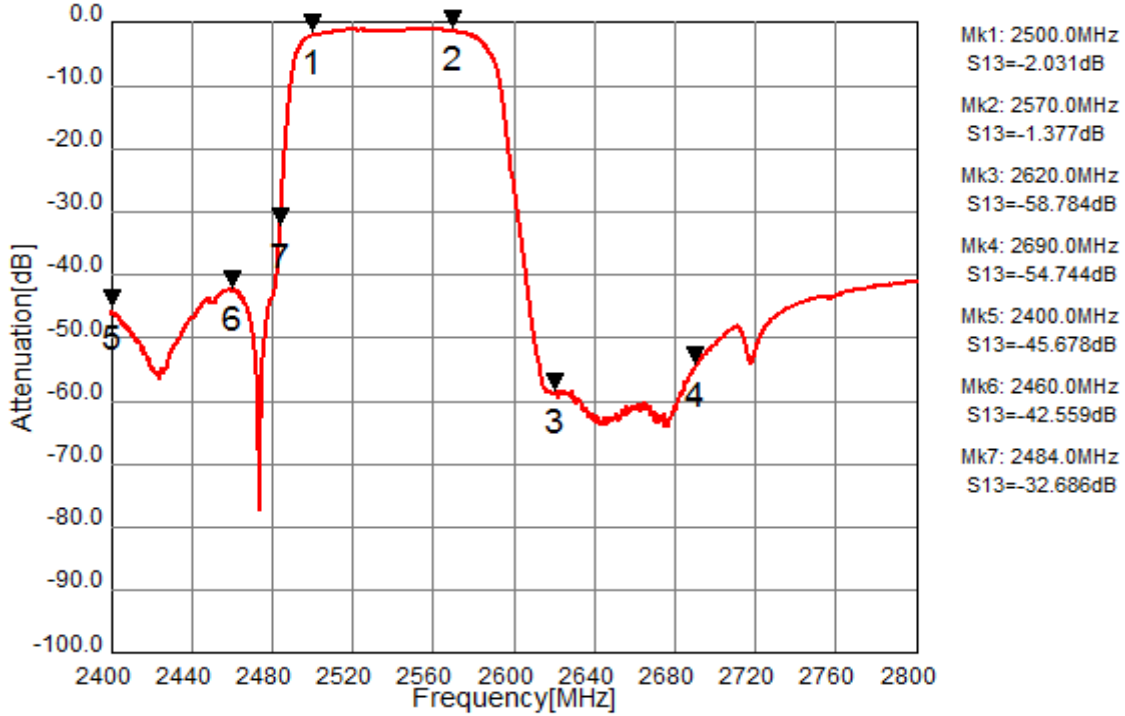


MSL1

* Pb Free Part

Customer Name	Standard	TAIYO YUDEN Mobile Technology Co.,Ltd.	
System	Band 7 Duplexer	Date	Feb. 17, 2014
Part Number	D6HL2G655DL06	Version 1.0edC	Final

Tx to Ant



Ant to Rx

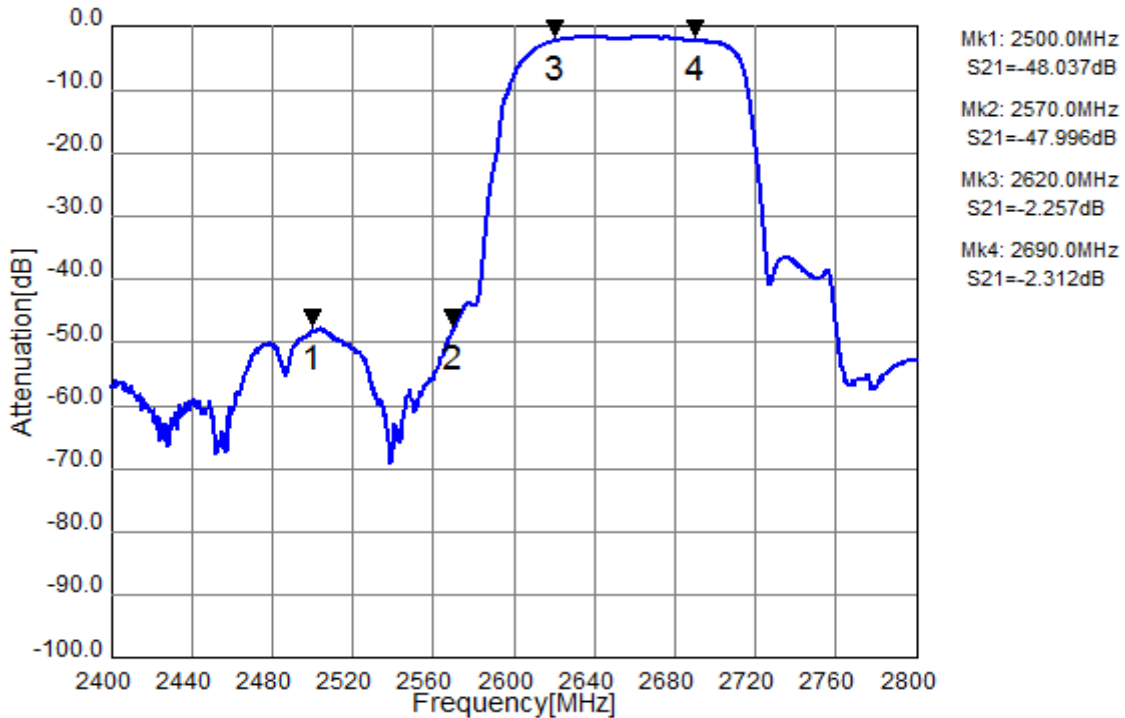


Figure 3-1. Electrical Characteristics

These data **exclude** loss that comes from the test board.

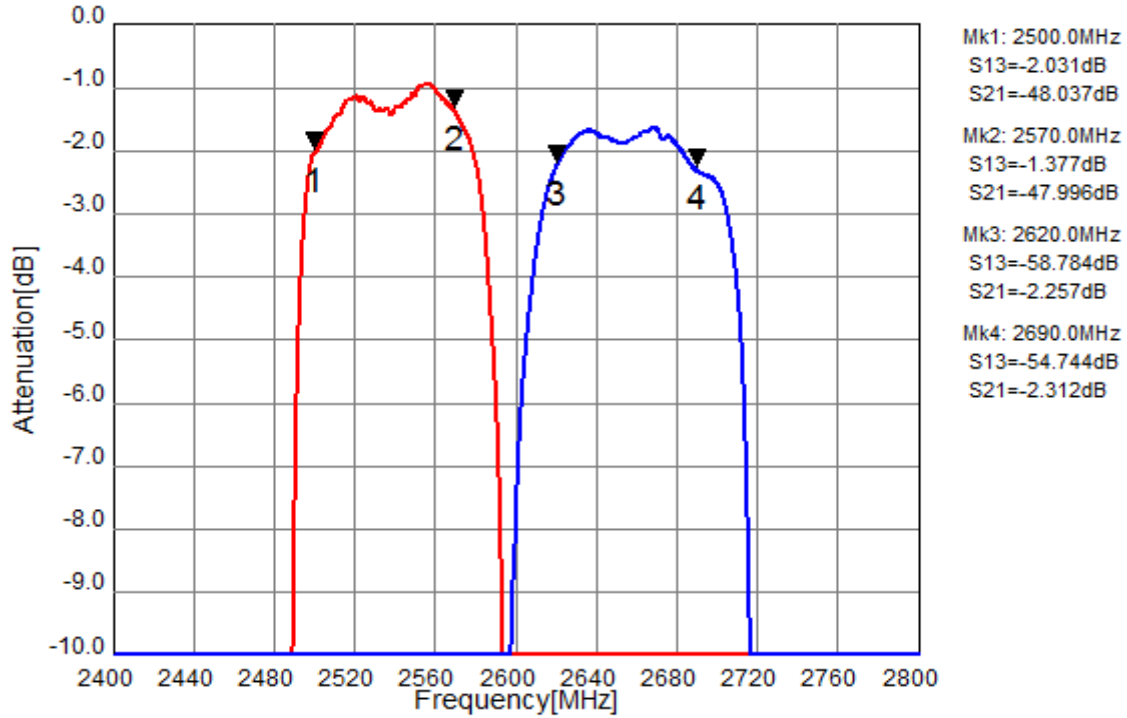


MSL1

* Pb Free Part

Customer Name	Standard	TAIYO YUDEN Mobile Technology Co.,Ltd.	
System	Band 7 Duplexer	Date	Feb. 17, 2014
Part Number	D6HL2G655DL06	Version 1.0edC	Final

Tx to Ant, Ant to Rx



Tx to Rx Isolation

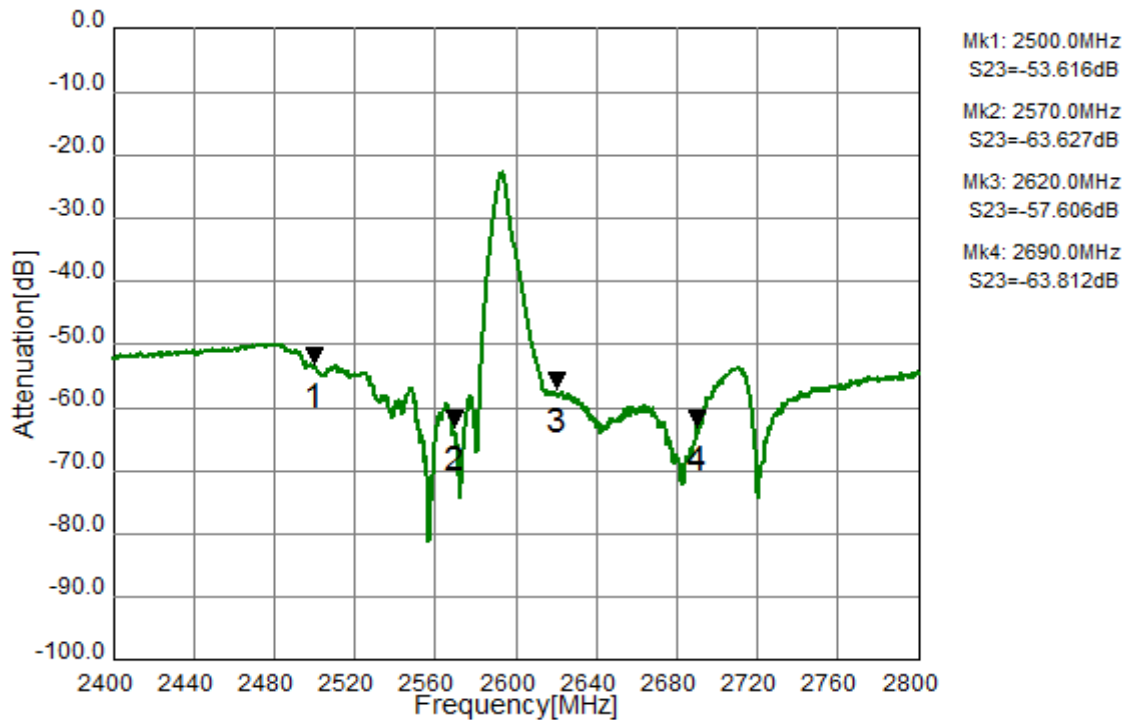


Figure 3-2. Electrical Characteristics

These data **exclude** loss that comes from the test board.



MSL1

* Pb Free Part

Customer Name	Standard	TAIYO YUDEN Mobile Technology Co.,Ltd.	
System	Band 7 Duplexer	Date	Feb. 17, 2014
Part Number	D6HL2G655DL06	Version 1.0edC	Final

Tx Port

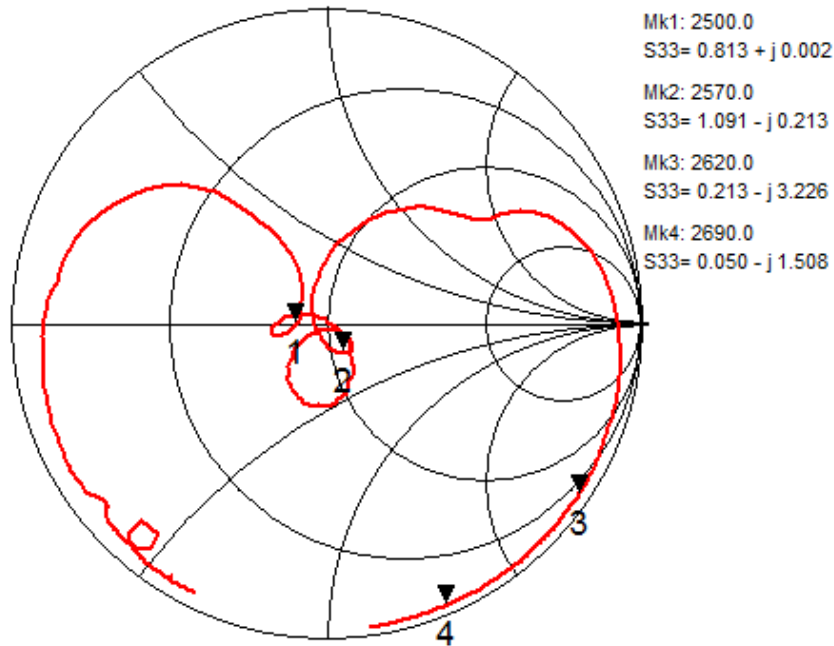
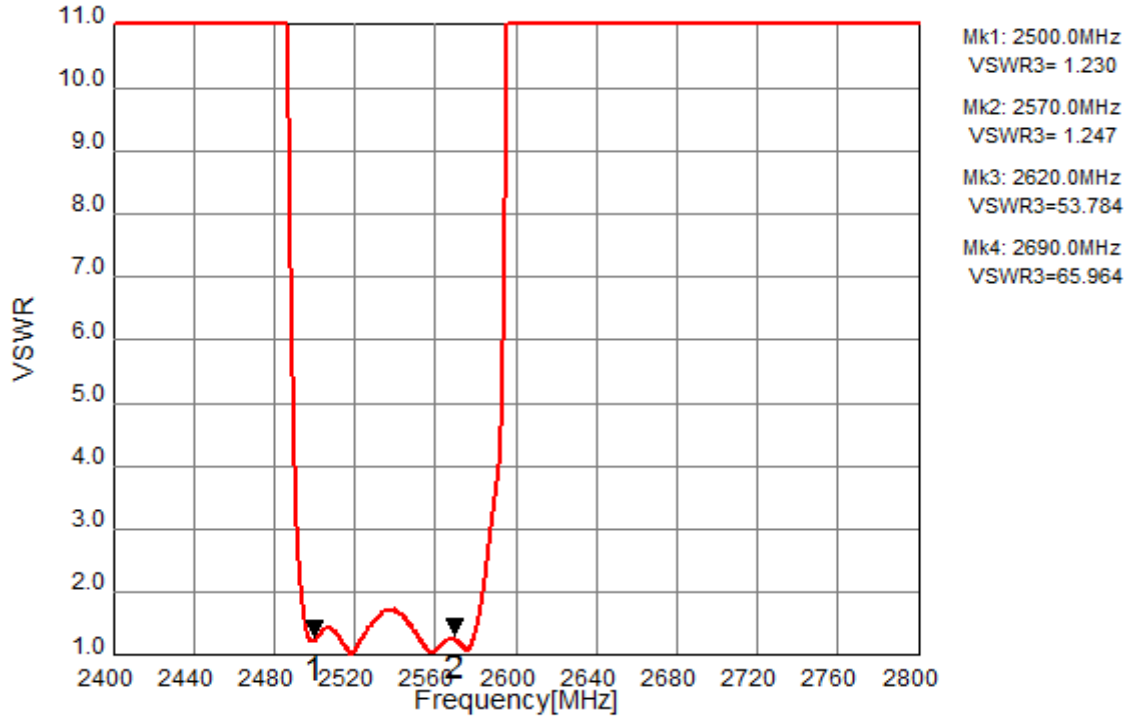


Figure 3-3. Electrical Characteristics



MSL1

* Pb Free Part

Customer Name	Standard	TAIYO YUDEN Mobile Technology Co.,Ltd.	
System	Band 7 Duplexer	Date	Feb. 17, 2014
Part Number	D6HL2G655DL06	Version 1.0edC	Final

Rx Port

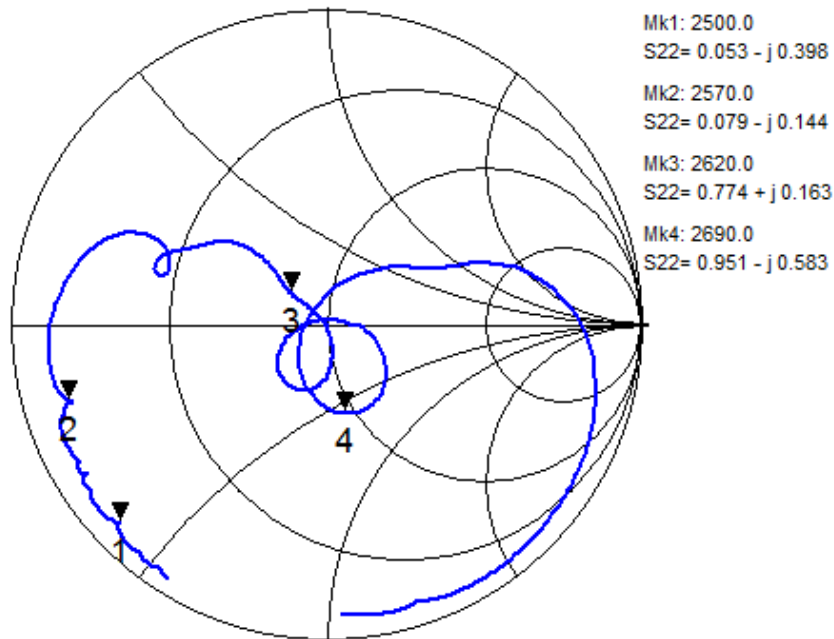
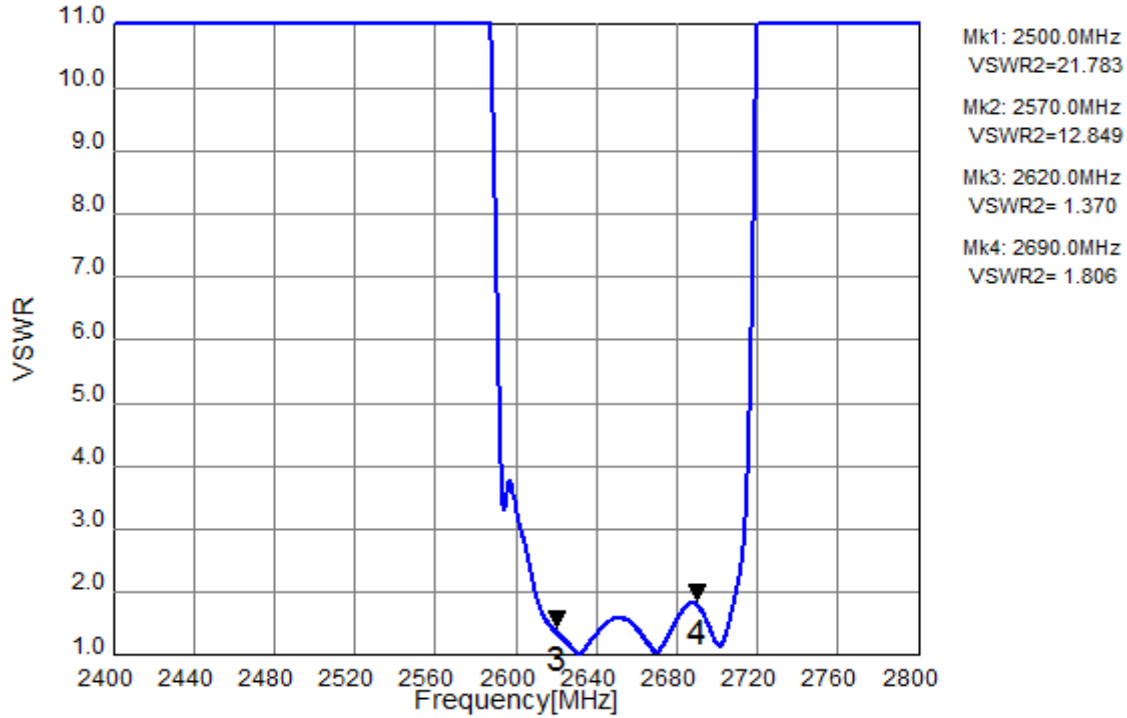


Figure 3-4. Electrical Characteristics



MSL1

* Pb Free Part

Customer Name	Standard	TAIYO YUDEN Mobile Technology Co.,Ltd.	
System	Band 7 Duplexer	Date	Feb. 17, 2014
Part Number	D6HL2G655DL06	Version 1.0edC	Final

Ant Port

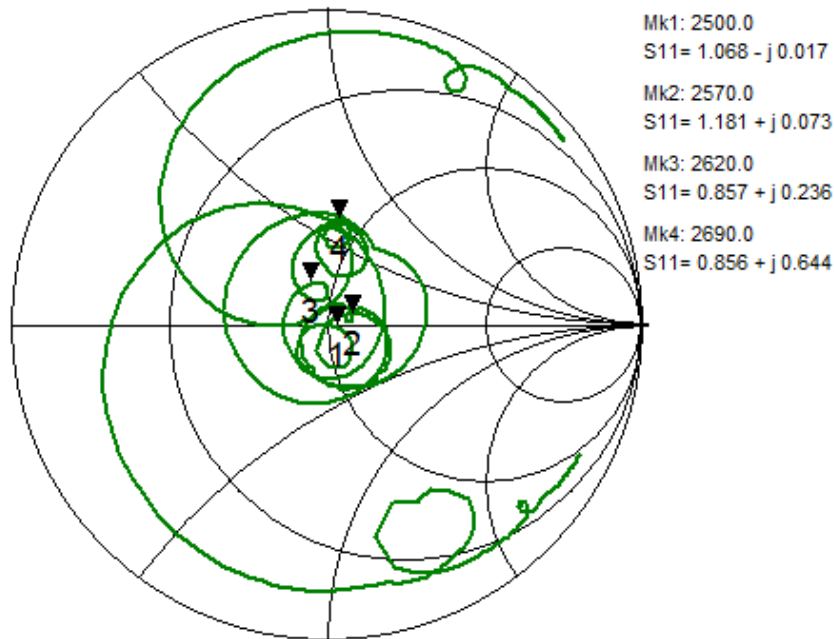
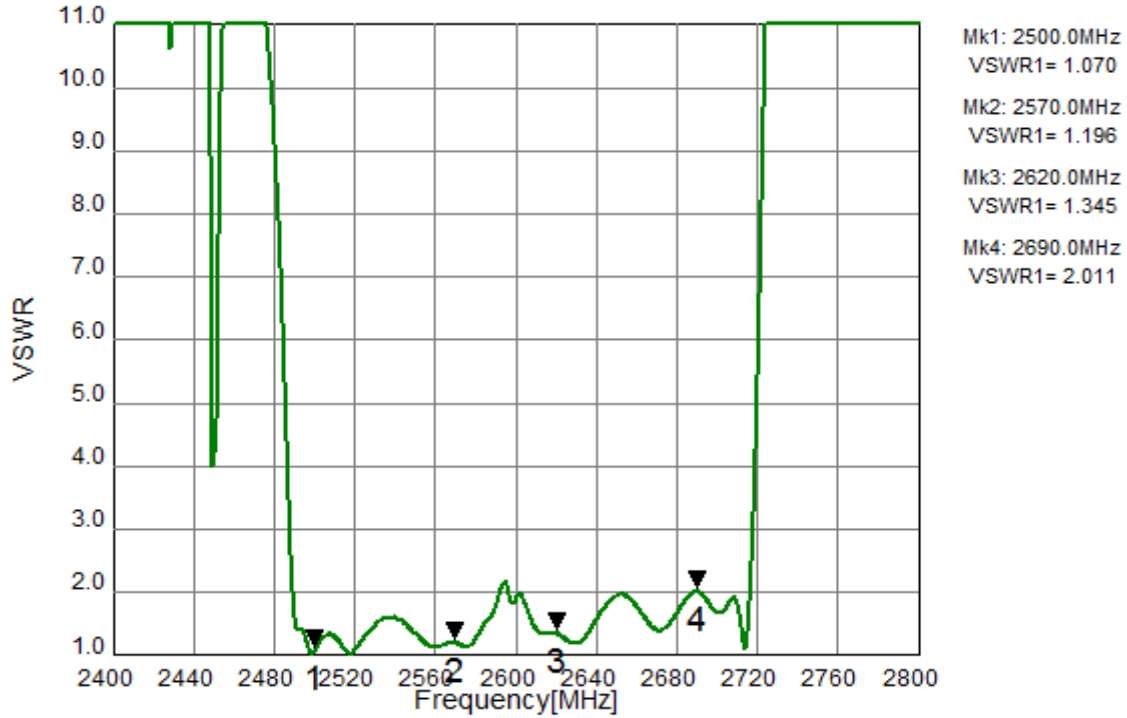


Figure 3-5. Electrical Characteristics

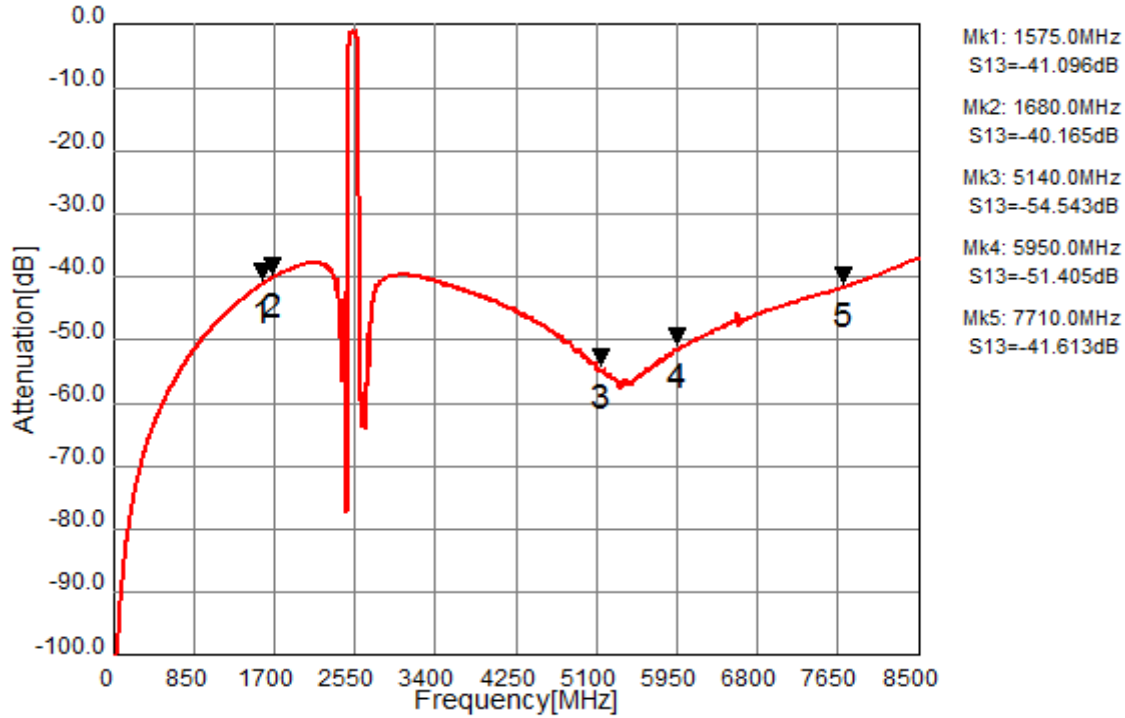


MSL1

* Pb Free Part

Customer Name	Standard	TAIYO YUDEN Mobile Technology Co., Ltd.	
System	Band 7 Duplexer	Date	Feb. 17, 2014
Part Number	D6HL2G655DL06	Version 1.0edC	Final

Tx to Ant (Wide span)



Ant to Rx (Wide span)

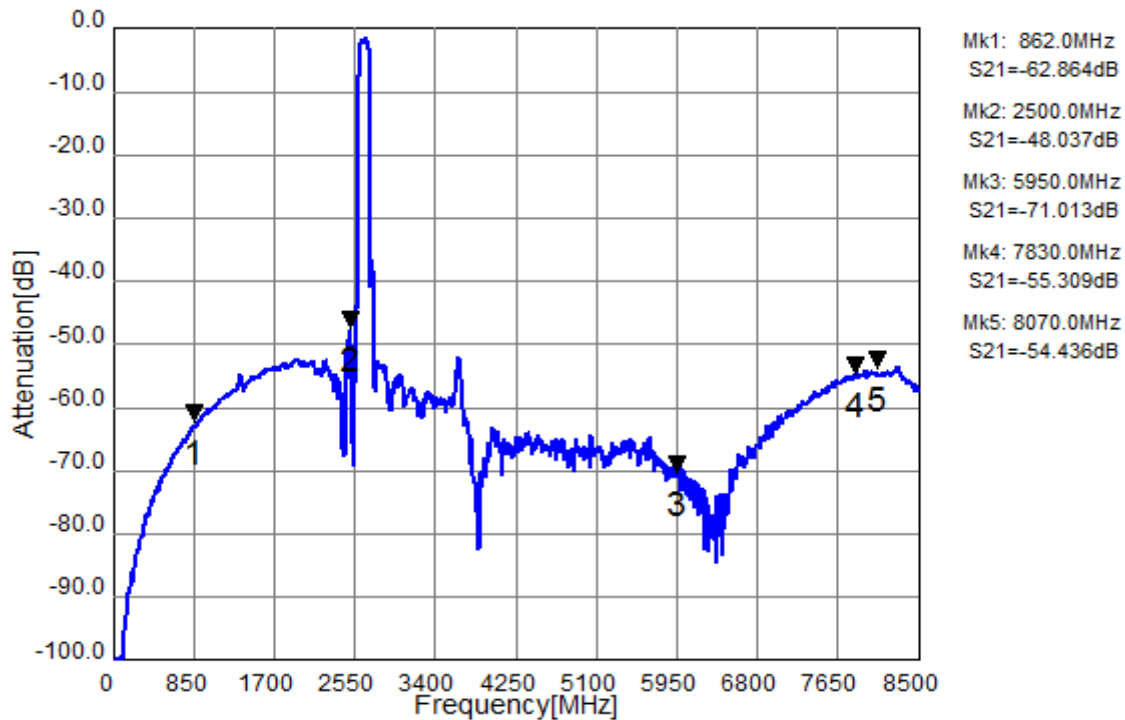


Figure 3-6. Electrical Characteristics



MSL1

* Pb Free Part

Customer Name	Standard	TAIYO YUDEN Mobile Technology Co., Ltd.	
System	Band 7 Duplexer	Date	Feb. 17, 2014
Part Number	D6HL2G655DL06	Version 1.0edC	Final

Tx to Rx (Wide span)

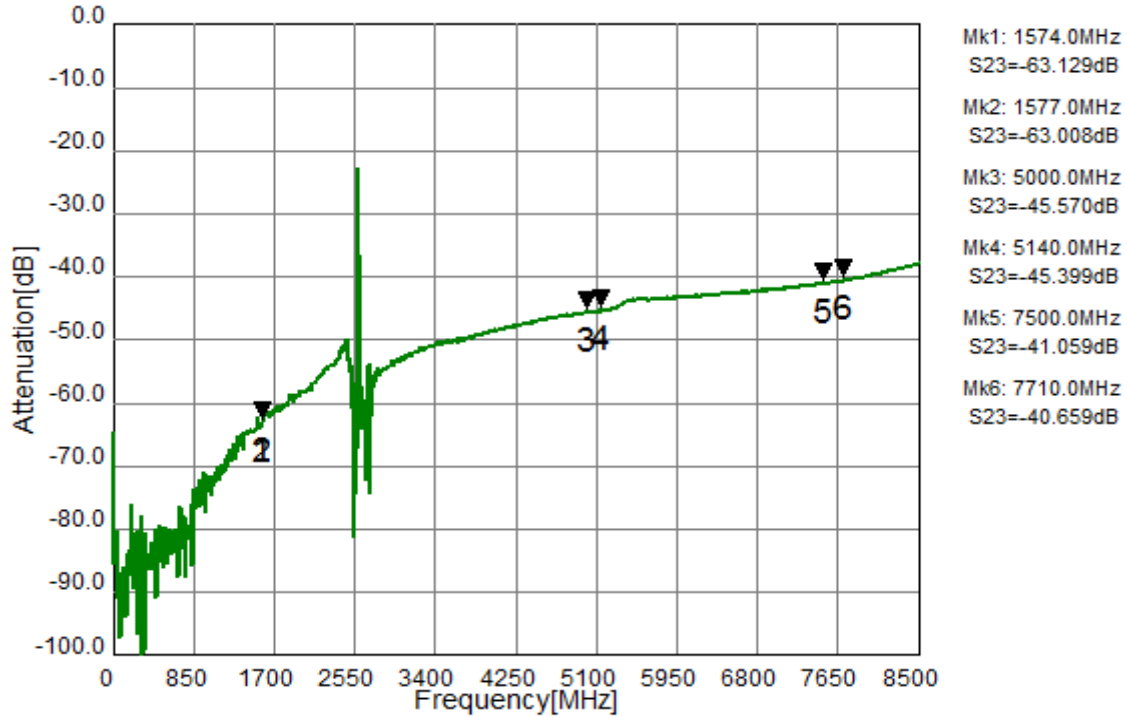


Figure 3-7. Electrical Characteristics



MSL1

* Pb Free Part

Customer Name	Standard	TAIYO YUDEN Mobile Technology Co., Ltd.	
System	Band 7 Duplexer	Date	Feb. 17, 2014
Part Number	D6HL2G655DL06	Version 1.0edC	Final

Ordering Code

Ordering Code	Packing	Reel size	Status
D6HL2G655DL06- Z	Tape & Reel	3,000 pcs.	MP
D6HL2G655DL06- ZA	Tape & Reel	less than 3,000 pcs.	MP
D6HL2G655DL06- Y	Tape & Reel	15,000 pcs.	MP
D6HL2G655DL06- YA	Tape & Reel	less than 15,000 pcs.	MP
D6HL2G655DL06- Q	Bulk	few pcs.	MP

*Minimum order quantity (MOQ) is assigned for each inquiry, Please contact to Sales Representatives..

*MP : Mass Production

Notice

All of the contents specified herein are subject to change without notice due to technical improvements, etc.

Please contact TAIYO YUDEN Co., Ltd. for further details of product specifications.

Please conduct validation and verification of products in actual condition of mounting and operating environment before commercial shipment of the equipment.

This product is for general electronics equipment such as Audio-Visual equipment, household electronics, office supplies, information services and telecommunications; therefore, in case this product is used for any medical equipment, space equipment, nuclear equipment or disaster prevention equipment, please contact TAIYO YUDEN in advance.

In case this product is used for general electronics equipment or circuits which require high safety and high reliability, thoroughly evaluate on safety and add a protection circuit if necessary.