



Micro Commercial Components



Micro Commercial Components  
20736 Marilla Street Chatsworth  
CA 91311  
Phone: (818) 701-4933  
Fax: (818) 701-4939

**1N5913BP  
THRU  
1N5956BP**

### Features

- Glass Passivated Junction
- Low Profile Package
- Low Inductance
- Built-in Strain Relief
- Halogen free available upon request by adding suffix "-HF"
- Lead Free Finish/RoHS Compliant (Note1)("P" Suffix designates Compliant. See ordering information)
- Epoxy meets UL 94 V-0 flammability rating
- Moisture Sensitivity Level 1
- Marking : 1N5913B~1N5956B type number and Cathode Band

**1.5 Watt  
Zener Diode  
3.3to 200 Volts**

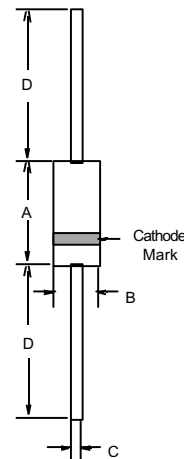
### Maximum Ratings & Thermal Characteristics

Ratings at 25°C ambient temperature unless otherwise specified.

Parameter	Symbol	Value	Unit
Forward Voltage at $I_F=200mA$	$V_F$	1.5	V
Power Dissipation at $T_L = 75^\circ C$	$P_{tot}$	1.5 <sup>(2)</sup>	W
Pwak forward Surge Current 8.3ms single half sine/square wave	$I_{FSM}$	10	Amps
Junction Temperature	$T_j$	-55 ~ +175	°C
Storage Temperature Range	$T_{STG}$	-55 ~ +175	°C

Note1: High Temperature Solder Exemption Applied, see EU Directive Annex 7.  
2. 0.375" lead length from body.

DO-41



DIM	DIMENSIONS				NOTE
	INCHES		MM		
	MIN	MAX	MIN	MAX	
A	0.160	0.205	4.10	5.20	
B	0.080	0.107	2.00	2.70	Diameter
C	0.028	0.034	0.71	0.86	Diameter
D	1.000	-----	25.40	-----	

**ELECTRICAL CHARACTERISTICS @25°C**

MCC PART NUMBER	ZENER VOLTAGE VZ	TEST CURRENT IZT	MAXIMUM DYNAMIC IMPEDANCE ZZT @IZT	KNEE CURRENT IZK	KNEE IMPEDANCE ZZK	MAXIMUM REVERSE CURRENT IR	REVERSE VOLTAGE VR
	VOLTS	mA	OHMS	mA	OHMS	µA	VOLTS
1N5913BP	3.3	113.6	10	1	500	100	1
1N5914BP	3.6	104.2	9	1	500	75	1
1N5915BP	3.9	96.1	7.5	1	500	25	1
1N5916BP	4.3	87.2	6	1	500	5	1
1N5917BP	4.7	79.8	5	1	500	5	1.5
1N5918BP	5.1	73.5	4	1	350	5	2
1N5919BP	5.6	66.9	2	1	250	5	3
1N5920BP	6.2	60.5	2	1	200	5	4
1N5921BP	6.8	55.1	2.5	1	200	5	5.2
1N5922BP	7.5	50	3	0.5	400	5	6
1N5923BP	8.2	45.7	3.5	0.5	400	5	6.5
1N5924BP	9.1	41.2	4	0.5	500	5	7
1N5925BP	10	37.5	4.5	0.25	500	5	8
1N5926BP	11	34.1	5.5	0.25	550	1	8.4
1N5927BP	12	31.2	6.5	0.25	550	1	9.1
1N5928BP	13	28.8	7	0.25	550	1	9.9
1N5929BP	15	25	9	0.25	600	1	11.4
1N5930BP	16	23.4	10	0.25	600	1	12.2
1N5931BP	18	20.8	12	0.25	650	1	13.7
1N5932BP	20	18.7	14	0.25	650	1	15.2
1N5933BP	22	17	17.5	0.25	650	1	16.7
1N5934BP	24	15.6	19	0.25	700	1	18.2
1N5935BP	27	13.9	23	0.25	700	1	20.6
1N5936BP	30	12.5	28	0.25	750	1	22.8
1N5937BP	33	11.4	33	0.25	800	1	25.1
1N5938BP	36	10.4	38	0.25	850	1	27.4
1N5939BP	39	9.6	45	0.25	900	1	29.7
1N5940BP	43	8.7	53	0.25	950	1	32.7
1N5941BP	47	8	67	0.25	1000	1	35.8
1N5942BP	51	7.3	70	0.25	1100	1	38.8
1N5943BP	56	6.7	86	0.25	1300	1	42.6
1N5944BP	62	6	100	0.25	1500	1	47.1
1N5945BP	68	5.5	120	0.25	1700	1	51.7
1N5946BP	75	5	140	0.25	2000	1	56
1N5947BP	82	4.6	160	0.25	2500	1	62.2
1N5948BP	91	4.1	200	0.25	3000	1	69.2
1N5949BP	100	3.7	250	0.25	3100	1	76
1N5950BP	110	3.4	300	0.25	4000	1	83.6
1N5951BP	120	3.1	380	0.25	4500	1	91.2
1N5952BP	130	2.9	450	0.25	5000	1	98.8
1N5953BP	150	2.5	600	0.25	6000	1	114
1N5954BP	160	2.3	700	0.25	6500	1	121.6
1N5955BP	180	2.1	900	0.25	7000	1	136.8
1N5956BP	200	1.9	1200	0.25	8000	1	152

\* TOLERANCE AND VOLTAGE DESIGNATION Tolerance designation - The type numbers listed indicate a tolerance of +/-5%

**Characteristics** ( $T_j=25^{\circ}\text{C}$  unless otherwise specified)

Symbol	Parameter
$V_Z$	Reverse zener voltage @ $I_{ZT}$
$I_{ZT}$	Reverse current
$Z_{ZT}$	Maximum zener impedance @ $I_{ZT}$
$I_{ZK}$	Reverse current
$Z_{ZK}$	Maximum zener impedance @ $I_{ZK}$
$I_R$	Reverse leakage current @ $V_R$
$V_R$	Breakdown voltage
$I_F$	Forward current
$V_F$	Forward voltage @ $I_F$

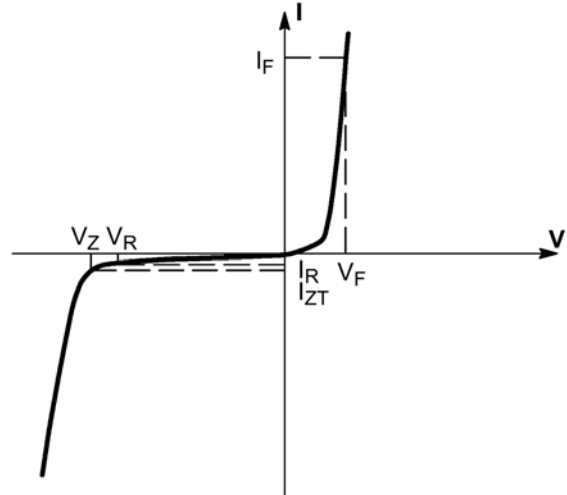


Figure 1. Zener voltage regulator

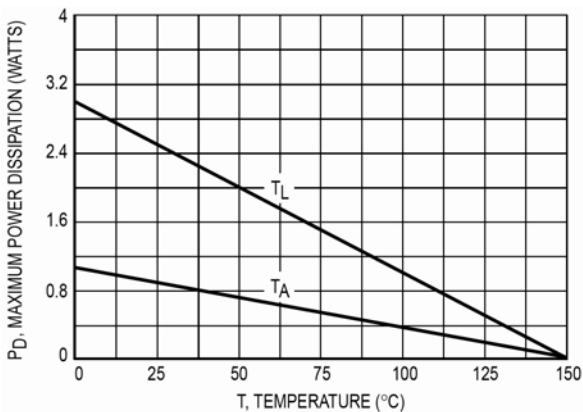


Figure 2. Steady state power derating

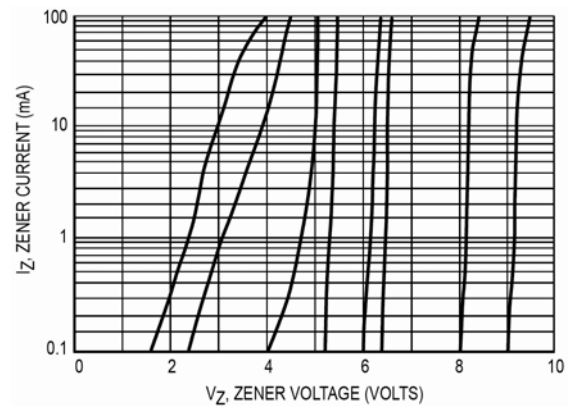


Figure 3.  $V_Z - 3.3$  thru 10 volts

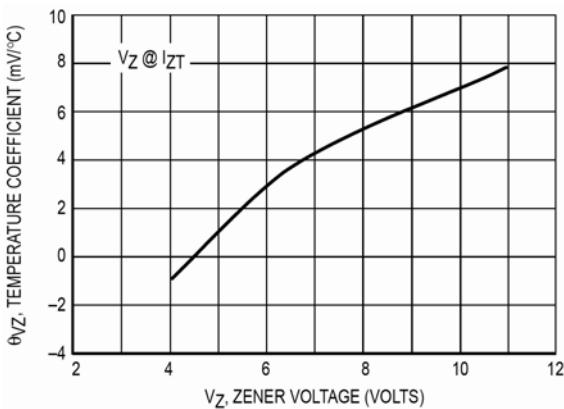


Figure 4. Zener voltage - 3.3 to 12 volts

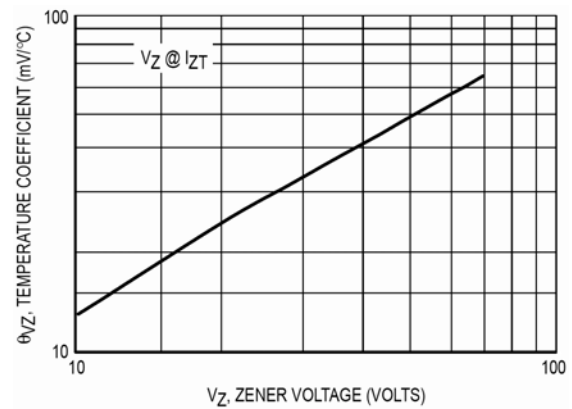


Figure 5. Zener voltage - 14 to 43 volts

1N5913BP THRU 1N5956BP

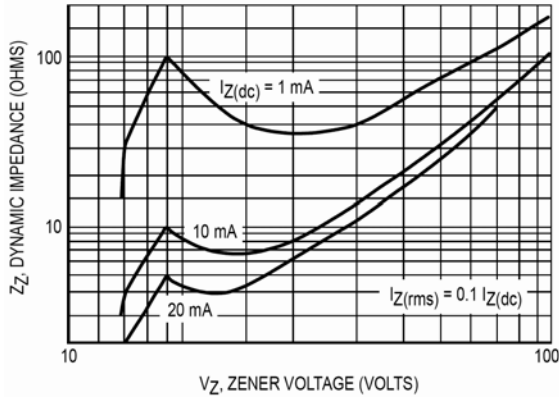


Figure 6. Effect of zener voltage

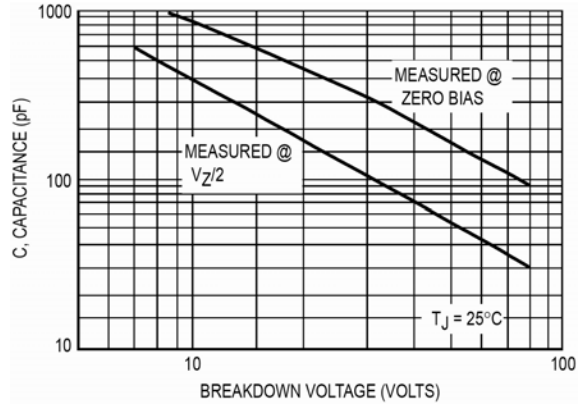


Figure 7. Capacitance curve

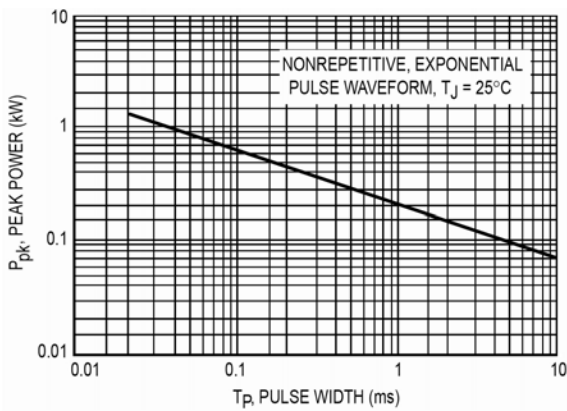


Figure 8. Typical pulse rating curve

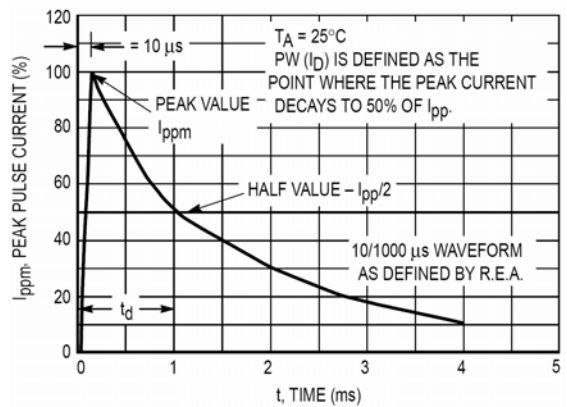


Figure 9. Pulse waveform

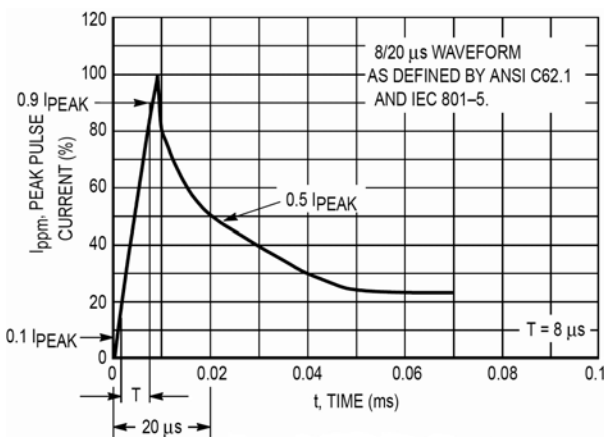


Figure 10. Pulse waveform



Micro Commercial Components

### Ordering Information :

Device	Packing
Part Number-TP	Tape&Reel: 5Kpcs/Reel
Part Number-AP	Ammo Packing: 5Kpcs/Ammo Box
Part Number-BP	Bulk: 50Kpcs/Carton

Note : Adding "-HF" suffix for halogen free, eg. Part Number-TP-HF

#### \*\*\*IMPORTANT NOTICE\*\*\*

**Micro Commercial Components Corp.** reserves the right to make changes without further notice to any product herein to make corrections, modifications , enhancements , improvements , or other changes . **Micro Commercial Components Corp .** does not assume any liability arising out of the application or use of any product described herein; neither does it convey any license under its patent rights ,nor the rights of others . The user of products in such applications shall assume all risks of such use and will agree to hold **Micro Commercial Components Corp .** and all the companies whose products are represented on our website, harmless against all damages.

#### \*\*\*LIFE SUPPORT\*\*\*

MCC's products are not authorized for use as critical components in life support devices or systems without the express written approval of Micro Commercial Components Corporation.

#### \*\*\*CUSTOMER AWARENESS\*\*\*

Counterfeiting of semiconductor parts is a growing problem in the industry. Micro Commercial Components (MCC) is taking strong measures to protect ourselves and our customers from the proliferation of counterfeit parts. MCC strongly encourages customers to purchase MCC parts either directly from MCC or from Authorized MCC Distributors who are listed by country on our web page cited below. Products customers buy either from MCC directly or from Authorized MCC Distributors are genuine parts, have full traceability, meet MCC's quality standards for handling and storage. **MCC will not provide any warranty coverage or other assistance for parts bought from Unauthorized Sources.** MCC is committed to combat this global problem and encourage our customers to do their part in stopping this practice by buying direct or from authorized distributors.

[www.mccsemi.com](http://www.mccsemi.com)