


Expanding the DIN Concept

- Mates with DIN connectors.
- Ideal for automated soldering because the Connectors sit on top of the board.
- Mounting dimensions of the DIN Style-1 Connectors are the same as the DIN connector.
- DIN Style-2 Connectors have widened dimensions for ease of mounting.
- Conform to UL standards (file no. E103202) and CSA standards (file no. LR 62678). (Except XC5K models)



RoHS Compliant

■ Ratings and Characteristics

Rated current	2 A
Rated voltage	300 VAC
Contact resistance	20 mΩ max. (at 20 mV, 100 mA max.)*
Insulation resistance	10 ⁶ MΩ min. (at 100 VDC)
Dielectric strength	1,000 VAC for 1 min (leakage current: 1 mA max.)
Total insertion force	0.59 N max. per contact
Removal force	0.15 N min. (with test gauge, t = 0.56 mm)
Insertion durability	50 times
Ambient operating temperature	Operating: -55 to 125°C (with no icing)

*The XC5K is 30mΩ max. (at 20 mV DC max., 100 mA max.)

■ Materials and Finish

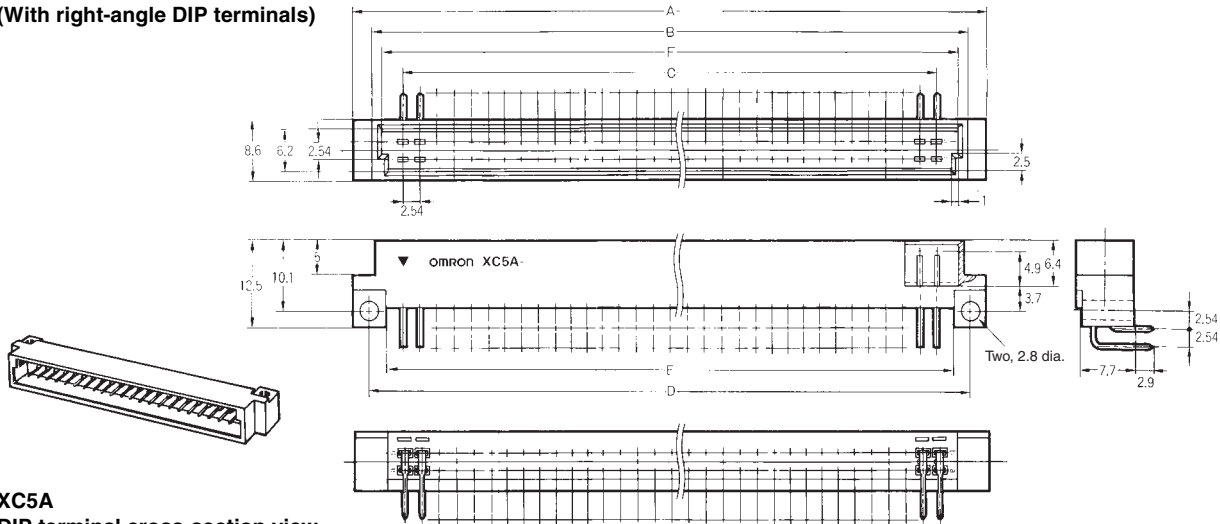
Type	Plugs	Sockets
Housings	Fiber-glass reinforced PBT resin (UL94V-0)/gray	
Contacts	Mating end	Phosphor bronze/nickel base, 0.15-μm gold plating
	Terminal	Phosphor bronze/nickel base, 2.0-μm tin plating

XC5A Double-row Plugs, DIN Style 1

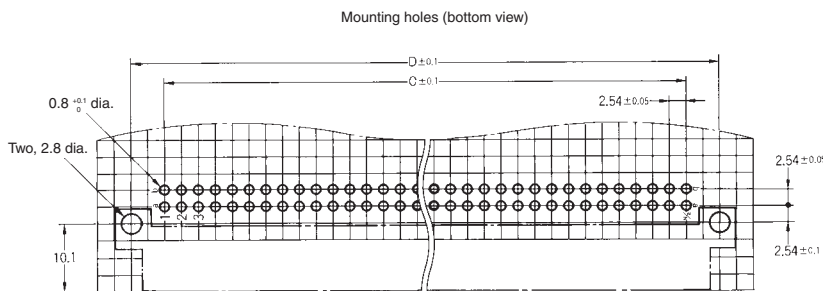
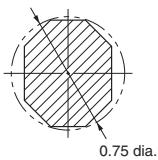
■ Dimensions

(unit: mm)

XC5A-□□82-1
(With right-angle DIP terminals)



XC5A
DIP terminal cross-section view



Note: Contact numbers are not marked on the product.

Dimensions

No. of contacts	Dimensions (mm)					
	A	B	C	D	E	F
16	32.8	27.0	17.78	27.94	23.0	24.2
20	37.9	32.1	22.86	33.02	28.1	29.3
24	43.0	37.2	27.94	38.10	33.1	34.4
30	50.6	44.8	35.56	45.72	40.8	42.0
32	53.2	47.4	38.10	48.26	43.3	44.6
44	68.4	62.6	53.34	63.50	58.5	59.8

No. of contacts	Dimensions (mm)					
	A	B	C	D	E	F
50	76.0	70.2	60.96	71.12	66.2	67.4
64	93.8	88.0	78.74	88.90	83.9	85.2
100	139.5	133.7	124.46	134.62	129.7	130.9

■ Ordering Information

No. of contacts	Terminal type	Model
16	Right-angle DIP terminals	XC5A-1682-1
20		XC5A-2082-1
24		XC5A-2482-1
30		XC5A-3082-1
32		XC5A-3282-1
44		XC5A-4482-1
50		XC5A-5082-1
64		XC5A-6482-1
100		XC5A-0182-1

Note: These Connectors cannot be coded. There is no Coding Key available for them.