

Network cable - NBC-FS/10,0-94B/R4MC SCO - 1407454

Please be informed that the data shown in this PDF Document is generated from our Online Catalog. Please find the complete data in the user's documentation. Our General Terms of Use for Downloads are valid (<http://download.phoenixcontact.com>)



Network cable, Ethernet CAT5 (0.1 Gbps), Ethernet CAT5e (0.1 Gbps), 8-position, PUR, water blue RAL 5021, shielded, Plug Straight RJ45 Clip locking / IP67, on Socket Straight M12 SPEEDCON / IP67, Coding: A, Cable length: 10 m



Key commercial data

| | |
|----------------------|----------|
| Packing unit | 1 pc |
| Custom tariff number | 85444210 |
| Country of origin | Poland |

Technical data

Dimensions

| | |
|-----------------|------|
| Length of cable | 10 m |
|-----------------|------|

Ambient conditions

| | |
|----------------------|-----------------------|
| Degree of protection | IP65 (M12 connector) |
| | IP67 (M12 connector) |
| | IP67 (RJ45 connector) |

General data

| | |
|-----------------------|--|
| Rated current at 40°C | 1 A |
| Rated voltage | 30 V |
| Number of positions | 8 |
| Signal type/category | Ethernet CAT5 (IEC 11801:2002), 0.1 Gbps |
| | Ethernet CAT5e (TIA 568B:2001), 0.1 Gbps |
| Standards/regulations | M12 connector IEC 61076-2-101 |

Characteristics head 1

| | |
|--|--|
| Head type | Plug Straight RJ45 Clip locking / IP67 |
| No. of positions (pin connector pattern) | 8 (8) |

Network cable - NBC-FS/10,0-94B/R4MC SCO - 1407454

Technical data

Characteristics head 1

| | |
|---------------------------------|-------------------------|
| Color | Gray |
| Material (component) | CuSn (Contact) |
| | Ni/Au (Contact surface) |
| | PC (Contact carriers) |
| | PA (Housing) |
| Insertion/withdrawal cycles | ≥ 750 |
| Ambient temperature (operation) | -20 °C ... 70 °C |

Characteristics head 2

| | |
|--|--|
| Head type | Socket Straight M12 SPEEDCON / IP67 |
| No. of positions (pin connector pattern) | 8 |
| Coding | A (Standard) |
| Color | black |
| Material (component) | CuZn (Contact) |
| | Ni/Au (Contact surface) |
| | TPU GF (Contact carriers) |
| | TPU, hardly inflammable, self-extinguishing (Grip) |
| | Zinc die-cast, nickel-plated (Screw connection) |
| Contact resistance | ≤ 5 mΩ |
| Insulation resistance | ≥ 100 MΩ |
| Insertion/withdrawal cycles | ≥ 100 |
| Torque | 0.4 Nm |
| Ambient temperature (operation) | -25 °C ... 90 °C |

Cable

| | |
|------------------------------------|--|
| Cable type | Ethernet, flexible, CAT5e |
| Cable type (abbreviation) | 94B |
| UL AWM style | 20963 (80°C/30 V) |
| Signal type/category | Ethernet CAT5 (IEC 11801:2002), 0.1 Gbps |
| | Ethernet CAT5e (TIA 568B:2001), 0.1 Gbps |
| Cable structure | 4x2xAWG26/7; SF/UTP |
| Conductor cross section | 4x 2x 0.14 mm ² |
| AWG signal line | 26 |
| Conductor structure signal line | 7x 0.16 mm |
| Core diameter including insulation | 0.98 mm |
| Thickness, insulation | 0.25 mm |
| Wire colors | white/blue-blue, white/orange-orange, white/green-green, white/brown-brown |
| Twisted pairs | 2 cores to the pair |

Network cable - NBC-FS/10,0-94B/R4MC SCO - 1407454

Technical data

Cable

| | |
|---|--|
| Overall twist | 4 pairs |
| Shielding | Aluminum-coated foil, tinned copper braided shield |
| Optical shield covering | 70 % |
| External sheath, color | water blue RAL 5021 |
| Outer sheath thickness | 1 mm |
| External cable diameter D | 6.4 mm ±0.2 mm |
| Smallest bending radius, fixed installation | 25.6 mm |
| Smallest bending radius, movable installation | 51.2 mm |
| Tensile strength short-term/long-term | ≤ 100 N |
| Cable weight | 47 kg/km |
| Outer sheath, material | PUR |
| Material conductor insulation | PE |
| Conductor material | Bare Cu litz wires |
| Insulation resistance | ≥ 500 MΩ*km |
| Loop resistance | ≤ 290 Ω (per kilometer) |
| Working capacitance | 48 nF (At 1 kHz) |
| Wave impedance | 100 Ω ±5 Ω (at 100 MHz) |
| Signal runtime | 5.3 ns/m |
| Coupling resistance | ≤ 100.00 mΩ/m (At 10 MHz) |
| Nominal voltage, cable | ≤ 100 V |
| | 300 V (Outer cable sheath) |
| Test voltage Core/Core | 700 V (50 Hz, 1 min.) |
| Test voltage Core/Shield | 700 V (50 Hz, 1 min.) |
| Flame resistance | IEC 60332-1-2 |
| Halogen-free | According to IEC 60754-1 |
| Resistance to oil | in accordance with DIN EN 60811-2-1 |
| Ambient temperature (operation) | -40 °C ... 80 °C (cable, fixed installation) |
| | -20 °C ... 80 °C (cable, flexible installation) |
| Ambient temperature (installation) | -20 °C ... 80 °C |
| Ambient temperature (storage/transport) | -20 °C ... 80 °C |

Classifications

eCl@ss

| | |
|------------|----------|
| eCl@ss 4.0 | 27060306 |
| eCl@ss 4.1 | 27060306 |
| eCl@ss 5.0 | 27061801 |

Network cable - NBC-FS/10,0-94B/R4MC SCO - 1407454

Classifications

eCl@ss

| | |
|------------|----------|
| eCl@ss 5.1 | 27061801 |
| eCl@ss 6.0 | 27061801 |
| eCl@ss 7.0 | 27061801 |
| eCl@ss 8.0 | 27061801 |

ETIM

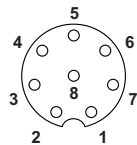
| | |
|----------|----------|
| ETIM 3.0 | EC001855 |
| ETIM 4.0 | EC001855 |
| ETIM 5.0 | EC001855 |

UNSPSC

| | |
|---------------|----------|
| UNSPSC 6.01 | 31251501 |
| UNSPSC 7.0901 | 31251501 |
| UNSPSC 11 | 31251501 |
| UNSPSC 12.01 | 31251501 |
| UNSPSC 13.2 | 31251501 |

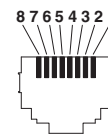
Drawings

Schematic diagram



Pin assignment M12 socket, 8-pos., A-coded, view female side

Schematic diagram



Connector pin assignment plug RJ45

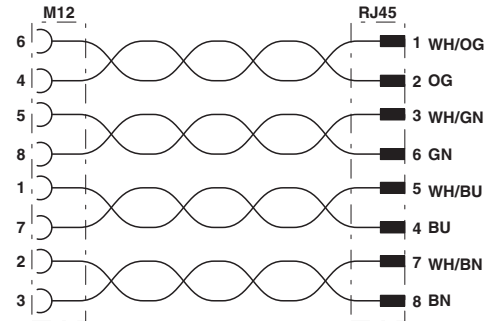
Network cable - NBC-FS/10,0-94B/R4MC SCO - 1407454

Cable cross section



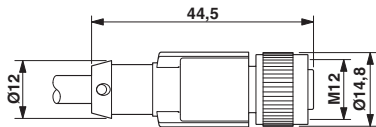
Ethernet, flexible, CAT5e [94B]

Circuit diagram



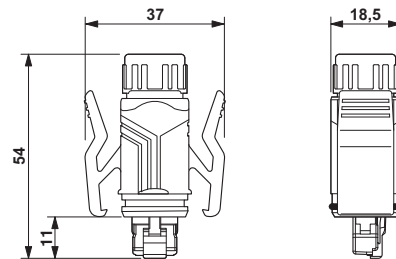
Contact assignment of the M12 socket and the RJ45 plug

Dimensioned drawing



M12 x 1 socket, straight, shielded

Dimensioned drawing



RJ45-connector, IP67